

THE PARENTS' GUIDE TO Homelife & Study (sixth-form)

2025-2026



THE PARENTS' GUIDE TO Homelife & Study

2025 - 2026

Terms of use

If you've downloaded this guide on our website, thank you and we hope you'll love it. It's for your personal use on any of your own devices. Sharing with others breaches the copyright terms.

[Details and our full terms are here.](#)

If you're a school or college and would like to share our guides with your parents free of charge we offer school licences.

[Details about purchasing a school licence can be found here.](#)

Follow us on:



Click to stay in
the loop

Chapters

*Jump to any section.
Just click*

2.

3.

4.

5.



Introduction

Sixth form is a big step in a teenager's development, bridging the transition from child to adult, as your teen works toward qualifications which will affect what they do in the future. This is an ideal time for you to help them consolidate good habits that will set them up for adulthood, both in terms of lifestyle (eating the right foods, being active, building resilience) and in their approach to study (helping them discover which ways of learning suit them best).

Schools and colleges actively encourage independent study to help prepare students for further education or the workplace, where they will be expected to take a more proactive approach to finding out information for themselves. This means they'll have more unsupervised study time, so they might need help in balancing work and play: understanding why it's important not to waste study periods during the day, especially at the expense of working late into the night.

You'll want them to do well in exams and effective revision plays a crucial role. Whilst you can't revise for

your child, there are lots of ways you can help them. This ranges from checking what they know and helping them remember things, to providing the right homelife so that they can be at their most alert, healthy and resilient.

Effective revision also includes developing and growing essential life skills, such as good time management; the ability to deal with situations when things go wrong; and finding the right balance between work and play. These are areas where you have lots of experience and can help them develop systems that work best for them.

The Parents' Guide to Homelife and study shows you how to support your teen in making study and revision time as productive as possible. We've included plenty of tips on creating a homelife that encourages success and helps them flourish, as well as on guiding them towards living a balanced lifestyle. We've mostly focused on long-term support, but there are also some pointers on how you can help just ahead of examinations when the pressure is especially intense.

Keeping Them Healthy

*Interested in a particular topic?
Click on the heading to go straight there.*

Why good sleep is essential for memory, concentration and emotional wellbeing — and how to help your teen get enough

How balanced meals and regular snacks can boost energy, focus and mood during revision and exams

The simple habit that makes a big difference - helping your teen stay alert, focused and feeling their best

Understanding its impact - and how to help your teen manage energy levels without relying on energy drinks or coffee

I thought staying up late didn't matter, but I felt so much better once I started getting more sleep.

Sleep

Teens need a lot of sleep – somewhere between eight and ten hours each night - given the huge changes taking place in their bodies.

Many teens don't get enough sleep – either because they're revising into the small hours or more interesting temptations (such as box sets and

social media) encourage them to stay awake.

To make sure they're getting enough, work backwards. If they have to get up at 7.00 am, then they need to be asleep by 11.00 pm latest – which means heading to bed about 10.00 pm. What can you do?



A bedtime routine

Creating a “bedtime” routine helps calm the mind and prepares it for sleep. Sticking to a similar routine every night signals to the body that it is time for bed and helps it switch off, so encourage your teen to get into the habit of doing the same things before bed. Going to sleep at a similar time each night also helps. This includes weekends.

It's not easy telling teens what to do, but if you can be firm about bedtime and winding down before sleep when they're in their mid-teens, there's a better chance they'll continue good habits by themselves in the future.

Bedtime routines could include:

- ▶ enabling Do Not Disturb on their mobile so it automatically comes on each evening
- ▶ taking a bath
- ▶ having a warm drink
- ▶ dimming the lights
- ▶ relaxing with soft music, reading, watching a favourite programme
- ▶ putting away school work and getting their things ready for the next day

Reducing anxiety

Jotting down niggling thoughts or important things to do the next day in a notebook takes away the worry that they'll forget something. Doing this before bed can stop their mind turning over worries once the lights go out.

Sharing a room

If they share a room, curtaining off their sleeping area helps give them some personal space.

Getting up

At the other end of the day, try to set a routine so they get up at a similar time each morning. Long weekend lie-ins disrupt their sleeping rhythm, making it harder for them to go to sleep at the right time when it comes to Sunday night. Make plans for weekend mornings so they have a reason to get up.

Walk your talk!

Are you setting a good example? The older your child gets, the harder it is for you to insist on what they do, but you can encourage them by being a great role model. It might be harder for them to get into good sleep routines if they see you are not following the advice you give them.

Mobiles and screens – the enemy of sleep!

Getting enough sleep can be severely impaired by your teen's ready access to a 24/7 online community on their phones, not to mention the temptation to play games and catch up with box sets late into the night.

Trying to separate teens from their phones is a battle we don't recommend. Instead, encourage them to get into healthy phone habits and use the features on their phones to improve sleep quality. Establishing good phone habits now will benefit them hugely later in life too.

Discover more

- [NHS - Sleep](#)
- [Teen Sleep Hub](#)

Work together

Creating rules for the whole family can be an effective way of encouraging boundaries around phone use. When you're all in it together, they don't feel singled out.

Of course, this means you have to stick to the rules too!

- ▶ no phones at the table during mealtimes
- ▶ no phone use when watching TV/films together as a family
- ▶ no phones before school/work
- ▶ no phone use after 10:00 pm



Helping Your Teen Switch Off: Phone Habits for Sleep

1. Go Screen Free



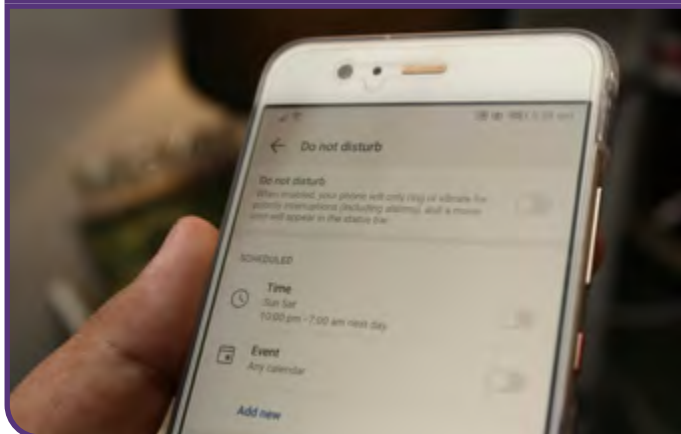
30 mins screen-free as they go to sleep. They can use their phone to listen to audio books, podcasts or relaxing music during this time – and set timers so if they nod off sooner, the app will close.

2. Use Built-In Sleep Routines



Set phone to Sleep Focus (iPhone) or Bedtime mode (Android). The time the schedule starts and ends can be different for weekdays and weekends. Benefits include reducing/silencing notifications, making the home-screen less stimulating, dimming wallpaper, activating grey scale

3. Use “Do Not Disturb”



Auto-activate “Do not Disturb” between 10.00 pm and 06.00 am to silence incoming calls and notifications. You can make exceptions for selected numbers -such as yours, so if they’re out late one evening and you need to reach them, you can!

4. Switch to Night Mode



Use the phone’s night screen settings to reduces glare throughout the evening (white light on bright screens prevents sleepiness).

5. Restrict App Use



Set timers to limit app use – such as 45 mins per day on TikTok. This can increase their awareness of how much time they’re spending on the phone. It may not feel like much, but 10 minutes here and there adds up, and when they combine multiple apps, they might be surprised.

6. Delay Scrolling



Use “one sec” or “ScreenZen” to add a delay before launching social media apps. This gives teens a chance to stop and think before automatically scrolling and getting hooked content.

Diet and Nutrition

Food is fuel for the body, so making sure they eat at regular intervals with plenty of healthy ingredients is vital. Try to ensure they have a healthy breakfast before leaving the house (even if it is only cereal), provide a packed lunch and a nutritious supper in the evening.

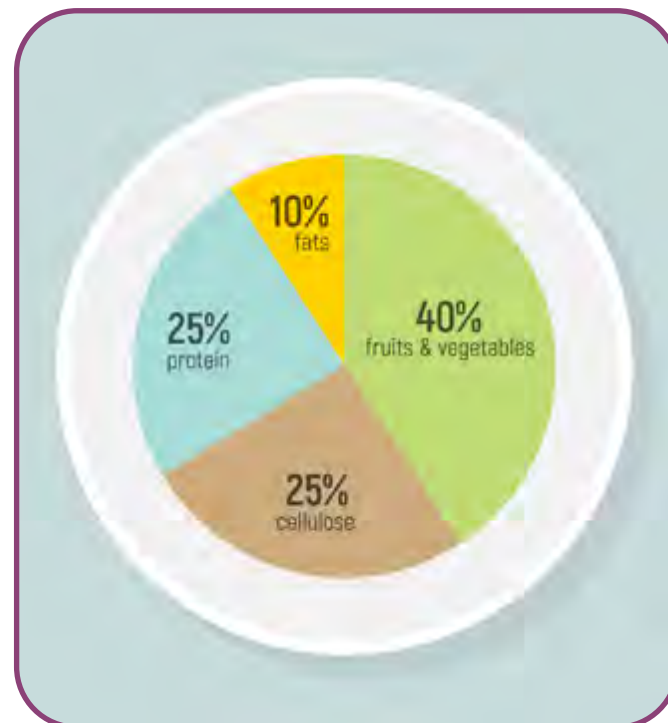
A balanced diet

As well as their “five a day” (about a third of the overall diet), everyone should have some starchy carbohydrate (another third), and the remaining third split between protein and milk/dairy with a small amount of fat. Ensure vegetarians and vegans are getting enough protein with plenty of protein rich vegetables (such as peas, sprouts, sweetcorn, asparagus, broccoli and avocado) as well as nuts, pulses and beans.

Good food choices to maximise concentration include green leafy vegetables, herbs, oily fish and pulses so try to include these as a regular part of their diet – it will be good for the whole family too!

Eating regularly

It's important that teenagers eat at regular intervals to avoid peaks and dips in energy levels. Breakfast, lunch and dinner should be punctuated with healthy snacks. Providing a packed lunch and snacks for them when they are on the go can help ensure they are eating the right types of food. If possible, sit down for a family meal together at the end of each day (mobile and tablet free!). Not only will this start a fantastic lifestyle habit for them to take through to adulthood, it will also provide a break from being online and a chance to chat and share one another's experiences that day.



Snacking

The temptation to eat sugary, highly salted, unhealthy snacks to keep energy levels up is not only bad for overall health but can negatively impair their performance and ability to concentrate. Help them make the right choices when they are in a hurry by providing them with healthy alternatives. If chocolate is a must, swap milk chocolate or chocolate bars for dark chocolate.

This doesn't mean they can't have an occasional treat, but it's better to avoid eating high sugar and salty foods too often.

Cook together

Whilst it may not be possible every night, it's great if you can include some home-cooked meals (from scratch) regularly throughout the week. Not only is this much healthier and cheaper than buying ready-meals and take-aways, it's one of the best lifestyle habits to teach your child which they'll benefit from throughout their adult life.

Cooking together provides a very good opportunity to spend time together and bond. It's a non-pressurized space for them to talk to you about things that may be troubling them without making it the central focus – you can catch up on good news too.



Healthy snacks shopping list

- ✓ Apple slices with almond butter
- ✓ Avocado on wholemeal toast
- ✓ Banana and peanut butter
- ✓ Berry smoothie with Greek yoghurt
- ✓ Blueberries with cottage cheese
- ✓ Carrot sticks with hummus
- ✓ Celery sticks with cream cheese
- ✓ Chia pudding with berries
- ✓ Cucumber slices with tzatziki
- ✓ Dark chocolate (70% plus)
- ✓ Edamame beans
- ✓ Greek yoghurt with honey and nuts
- ✓ Hard-boiled eggs
- ✓ Homemade granola bars
- ✓ Kale crisps
- ✓ Mixed nuts and dried fruit
- ✓ Oatcakes / flapjacks
- ✓ Olives and feta cheese
- ✓ Popcorn (air-popped)
- ✓ Raspberries with dark chocolate chips
- ✓ Rice cakes
- ✓ Sliced peppers with guacamole
- ✓ Strawberries dipped in Greek yoghurt

Growing up

As your teen gets older and more independent, they'll start preparing their own food and it's not possible for you to watch what they're eating every meal time. Remember, they are going to eat what you have available in the house, so if your fridge, freezer and cupboards are full of good options, that's what they'll reach for when they're hungry.

When they're eating away from home (for example at school) try to provide food, rather than money, so they're not tempted to spend on unhealthy favourites.

Fast food, sweets, crisps and other treats are absolutely fine, so long as they are a small part of an overall diet and not the staple foods. However, tired teenagers are often tempted by convenience and "quick fix" energy boosts so may be drawn towards unhealthy options despite your best efforts to encourage them otherwise.

Walk your talk!

The foods you have available in your house, and what you eat will influence your child's choices. Are you being a good role model?





Keeping hydrated improves concentration and focus

Hydration

A large proportion of the body is made up of water. Not drinking enough reduces productivity, both mentally and physically, and symptoms can include tiredness, confusion, reduced energy levels and the temptation to snack when not actually hungry (thirst is often mistaken for hunger).

Have water on hand at all times

The best way to make sure your child is drinking enough is to ensure they have water on hand at all times – at their desk, in bottles in their bag when on the go, and served alongside food. Plain water is ideal, but to add interest, use natural ingredients to give flavour – such as lemon, lime, orange, mint or ginger.

Other drinks

Natural fruit juices are great, but can be high in natural sugar, so why not dilute them? Herbal teas or honey with a dash of lemon offer hot, caffeine free alternatives. Limit your child's fizzy drink intake – whether calorie controlled or not, including energy drinks. They are all unhealthy if drunk in large quantities.

What's enough?

Some fluid intake comes from food (usually around 20%) and the rest from drinks. The amount needed can vary from day to day. For example, hot weather and exercise could mean sweating more, so it would be important to drink extra to replace the fluid lost.

The Eatwell Guide recommends drinking 6-8 glasses of water each day, which is about 1.5-2 litres. Tea and coffee count towards this.



Walk your talk!

If your child never sees you drinking a glass of water they are less likely to think of drinking themselves.

Caffeine

Caffeine affects us in different ways, and some people are more sensitive to it than others. On average, adults shouldn't consume more than 400mg of caffeine a day and adolescents should have much less.

Look out for quantities

Caffeine is present in coffee, tea, energy drinks and chocolate so keep an eye on how much of these your child consumes. Energy shots are often very high in caffeine and a firm favourite with teens. Drinks with high caffeine (more than 150mg per litre) need to show this on the label, although it is not always clear – and it doesn't apply to drinks bought in coffee shops. Lots of products high in caffeine are available in health food shops which can give the impression that they're good for wellbeing but, like many things, can be harmful if taken in large quantities.

If your child regularly drinks one or two cups of coffee each day, it's absolutely fine to continue this, even during exam time, as their body will be used to it. What's not good is introducing changes, so they shouldn't start drinking a cup of coffee or two during revision periods to help keep them alert if this is not something they do regularly. It's more likely to make them jittery, hyper and unable to concentrate.

Energy shots and drinks

Energy shots can be deceptive as they are tiny in quantity but often packed with caffeine – for example a 60 ml shot can contain around 200mg of caffeine. Likewise, many energy drinks don't necessarily have huge percentages of caffeine, but they are served in large volumes so the amount of caffeine your child is drinking is a lot (160mg of caffeine in a can of Monster), whereas a small glass of the same product would be fine.

Effects of caffeine

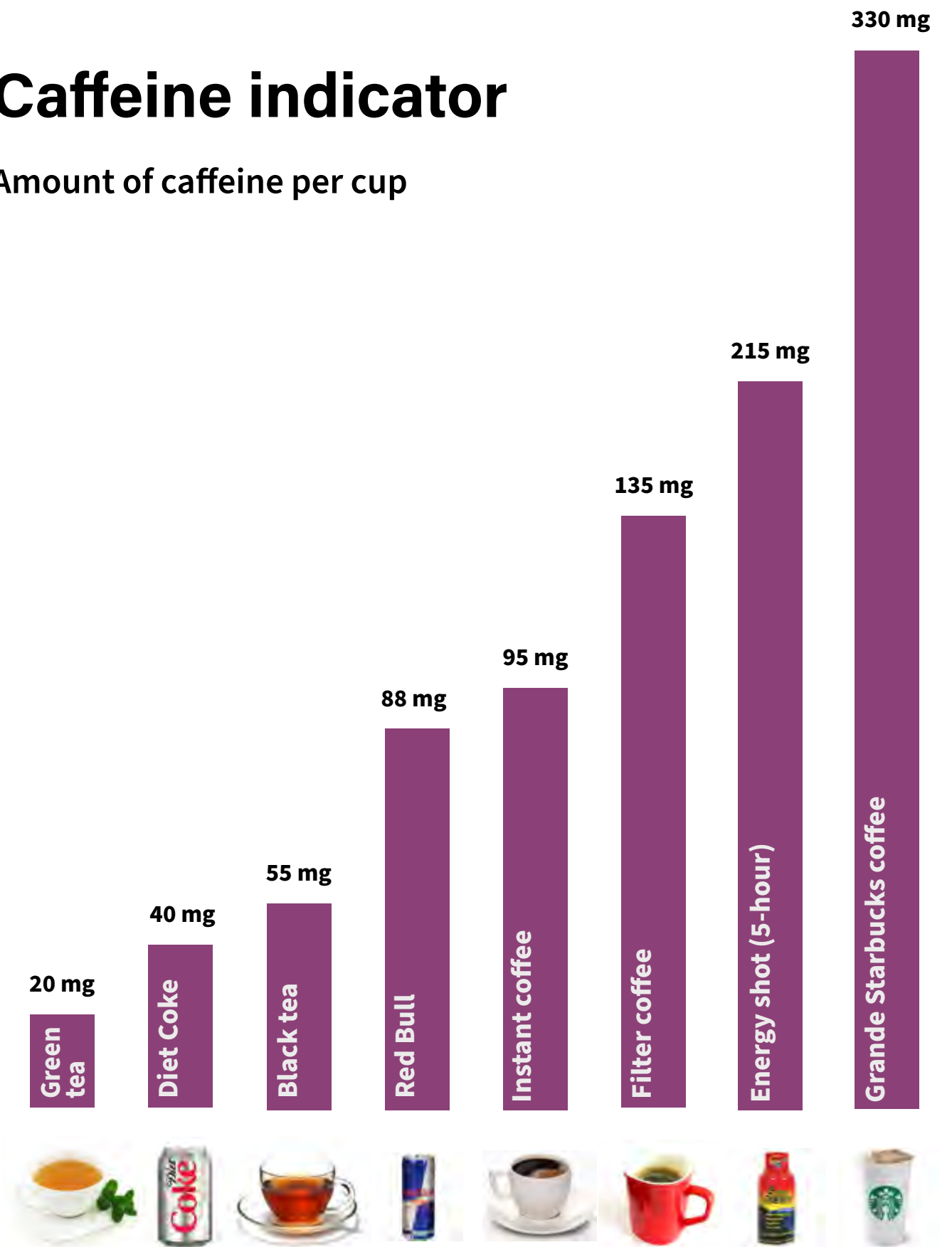
Too much caffeine can result in loss of sleep, loss of energy, low mood and low concentration – the opposite of what's needed to revise well. Caffeine is also long lasting, so drinking caffeine-high drinks in the afternoon can still impact on your child's ability to sleep that night. It's an absolute no to drinking caffeine late in the evening to try and overcome tiredness and revise into the night. Keep an eye on their caffeine intake and, if possible, get them to avoid it completely from lunchtime as a year-round rule.

Walk your talk!

If you're reaching for a strong coffee several times daily to try and keep your energy levels up, you're impacting your own ability to sleep at night, as well as sending the wrong message on how to manage tiredness.

Caffeine indicator

Amount of caffeine per cup



Join Our Parent Club!



Everything you need to support your teen

- ▶ Actions you can take at home
- ▶ Advice designed to fit to the school year
- ▶ Focus on next steps, study and wellbeing
- ▶ Regular live video chats

JOIN TODAY - £4.99

Read Our Parent Guides

Wellbeing:



CLICK ON A GUIDE
TO VISIT OUR
WEBSITE



Exams and Life Skills:



*Each guide is
designed with YOU
in mind, offering
clear, practical steps
you can take at
home.*

Next steps:





Having a routine helped more than I expected – it made things feel less overwhelming.

Providing the Right Homelife

*Interested in a particular topic?
Click on the heading to go straight there.*

How a calm, clutter-free space can help your teen stay focused and feel more in control

Why structure matters – and how regular breaks can actually improve concentration and motivation

Keeping active to boost brain function, reduce stress and support overall wellbeing

Helping your teen unwind – simple ways to encourage rest, reset and switch off from revision



Environment

Finding the right space

Help them find a calm space to study and revise. Things to consider are noise levels, lighting, ability to store their papers tidily, not being disturbed by other family members.

Different people have different needs, for some, background music is helpful to studying, for others it's a distraction. Different locations can help some children, so rather than always working in their bedroom, they might like to use the dining room, or living area from time to time. Give your child space to work out what works best for them (which may not be what works best for you).

Other options

If there's not a good place to study and revise at home, maybe they could spend time in a nearby library. A local café with wifi could inspire them by providing a different atmosphere (and adults working might act as role models). Varying the revision space can be helpful in creating new energy to take in things differently; being out of the home may also be energizing.

Bedroom

A calm environment can encourage sleep, so make sure their room is a comfortable temperature; their linen is fresh, clean and cosy; they have blackout blinds/curtains to reduce light in summertime (or eyeshades if that's not possible) and that it is quiet. Of course, you can't be responsible for whether or not they keep their room tidy (although you can try to encourage it) but it is proven that a calm, uncluttered environment helps relaxation and sleep. If they use their bedroom to study, it's better if they set aside a small area for this (if possible) rather than having books, laptops and other studying items all over the bedroom, which can make it hard for them to switch off once study time is over and it's time to relax.

Chatting

Teenagers have a reputation for being non-communicative, so when they do chat to you, don't be tempted to quiz them on how they're getting on with revision and studying every time! Of course you will want to show interest, but sometimes a complete break is a good thing and there are lots of other things you will want to talk to them about.

Routine

Routine is important, not only when it comes to creating a revision timetable, but also for homelife in general. People respond well to routine and by creating regular activities at regular times, you are creating your own family rituals and traditions.

Try to maintain several “anchor points” in your family life, such as eating together at similar times each day, sharing family time together (whether going out or staying home) and regular getting up and bedtimes. Routine creates stability.

Home timetable

Try to set breakfast, dinner, family time, family activities at similar times to create familiarity and security. It can be difficult when everyone has their own schedule but it is worth having some anchor points throughout the week when you all get together, such as breakfast at 7.15 am on weekdays or at 9.00 am at weekends, or family dinners on Monday, Wednesday and

Friday at 6.30 pm. You may not be able to keep the same routine every day, but try to keep a similar routine each week so your teen knows what’s expected of them and when.

Showing up

It’s much more difficult to “duck out” of activities when they are part of the regular routine rather than occasional exceptions. For example, if the family always spends half-an-hour together to eat and chat at around 6.00 pm, it’s much more difficult to take food upstairs while revising or snack in another room than it would be if the regular routine were to eat in different places at different times. As far as you can, don’t encourage your teen to take mealtimes in their room (or in front of the television).

Improve time management

Creating regular activities at regular times of the day will help your child take breaks from revising as well as improve their time-management skills by having to organise revision around these times.



Taking a Break

Short Breaks



When helping them create a study or revision timetable, ensure they factor in five or ten minute breaks within 30 or 60 minute study sessions. Short bursts of studying produce much better results than long stretches. Even if they have to study all day or all evening, they should not do more than an hour at a time without having a short rest.

Long Breaks



It's important for them to take time out and do things they enjoy – such as watching a film, being part of their regular sports team, attending a concert, spending time with friends and family. Try and help them ensure their breaks include a variety of different activities (not just staying in their room watching a box set).

Taking a Day Off



From time to time, we all need to take a break. When things get tough, it can sometimes be helpful to step away from the problem and revisit it with a calm mind and renewed outlook. If, on occasion, your child doesn't stick rigidly to their revision timetable, don't worry, they are probably doing enough to stay on track. If you don't think they are, and the school agrees, it might be time to work out different rules to help them.

Ideas for revision breaks

- ✓ Get creative, such as painting, puzzling, sewing or drawing
- ✓ Get active, such as going to the gym, going for a run or playing a sport with friends
- ✓ Get some fresh air by taking a walk, visiting the local park or sitting outside
- ✓ Go screen free and read a book or listen to the radio
- ✓ Interact with others by chatting to a friend or family member
- ✓ Relax by taking a bath, watching an episode of their favourite TV series or listening to some music
- ✓ Refuel by preparing a healthy snack and eating it away from their desk or computer
- ✓ Recharge by having a power nap, doing some exercise or meditating



Being active is key to wellbeing

Physical Exercise

Being active is a key component in healthy living – both for mental and physical health. If you can arrange some outdoor activities with your child this will not only give you some quality time together, it will ensure they are getting out in nature, taking a break from being online and getting some exercise.

Active hobbies release “happy” hormones that are fantastic for regulating mood, promoting self-confidence and reducing stress.

Doing active things as a family not only helps bond but also creates an expectation that life should include “doing” (being physical in some way) as well as “resting” (such as watching TV or going to the cinema).

Good examples include going for a walk together, taking a day out to a local attraction, visiting a national park or city farm. If the weather’s poor, there’s ten-pin bowling, table tennis, visiting a museum, ice-skating, swimming or visiting an aquarium.

It’s great if you can do some activities together, but if your teen is exercising alone or with friends, this can also increase the chances of them having life-long healthy habits as well as releasing energy and making themselves physically tired (instead of just mentally tired, which can make it hard to sleep).

If your child is not keen on being active (for example they don’t like swimming, playing sports, running or dancing) encourage them to take regular walks to boost circulation, stretch their muscles and be outdoors. It is very important that they spend some time being active outside every week – preferably every day.

Discover more

- [Health for teens UK](#)
- [NHS - Live Well](#)

Relaxation

Your teen needs to establish a routine which allows balance between their school work and studies and their free time. This will set them on the right track to maintaining an even “work/life” balance when they’re older which supports a happy and healthy lifestyle.

The challenge here is balance; many teens fall into one of the two extremes, either ignoring school work to increase free time or panicking about not doing enough school work, and spending too much time on studying leaving little time to relax. When they’re creating homework and revision timetables, do help them factor in relaxation time too.

Relaxing online

For many teens being online is a great way to relax. They like to spend time gaming, catching up on social media or browsing their apps. This may make you feel uncomfortable, because it’s so different from the way you spent free time as a teenager. Too much screen time isn’t great for their health, but their world is different from yours, so don’t judge them for enjoying their online communities – so long as it’s within reasonable limits.

If you feel your teen is spending too much time online, try talking to them about it, rather than complaining. Pick a time when you are both feeling calm and fresh. A good idea is to ask them how much time they think is reasonable to be online each day. You might be surprised how sensible their answer is. If what they say is much less than what they’re doing in reality, you’ll have a good starting point in reducing their daily online experience and it will be their own idea!

Discover more

- [BBC study-life balance](#)

Get them moving

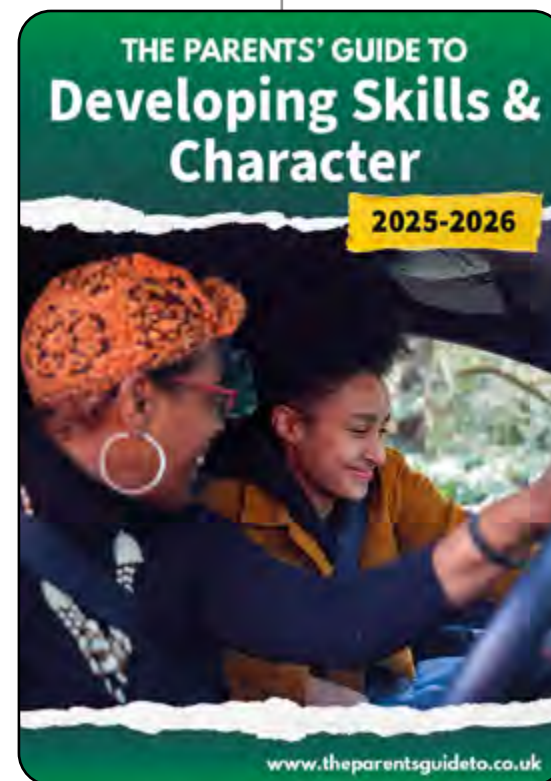
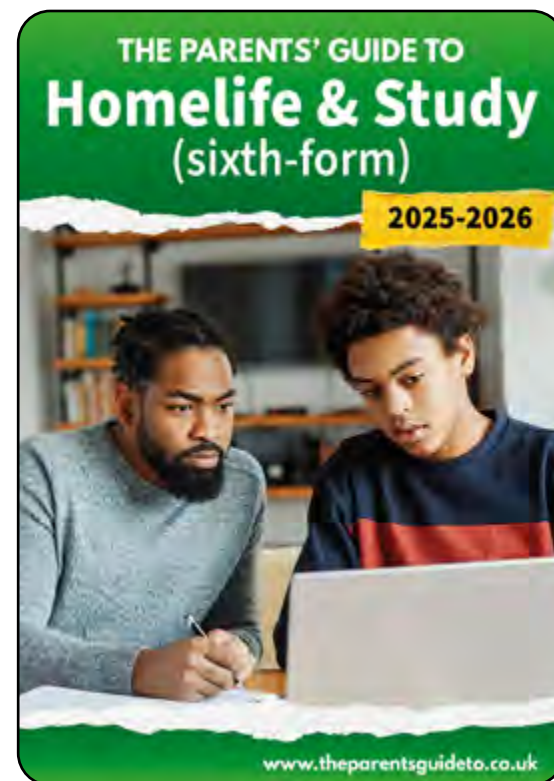
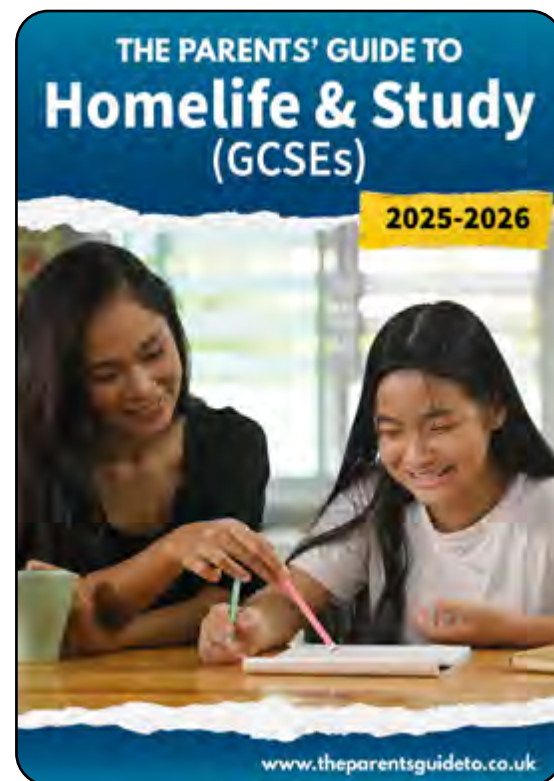

The UK weather may encourage your teen to tend towards indoor hobbies that involve sitting down. There’s nothing wrong with this, so long as they are active on a regular basis (several times each week). Help them find interests that get them moving – physical activity releases feel good hormones that are an effective natural pick-me-up as well as maintaining their physical health.

Hobbies

A great way to reduce the amount of time your teen spends online is for them to get involved in a hobby that takes them away from their phone or laptop – better still if it involves interaction with others. Doing something that absorbs their mind, allowing them to switch off from thinking about school work whilst also developing other skills is beneficial, so do encourage them if they show interest.



The Parents' Guide to:



Parent Guides:

Our range of interactive guides provide you with easy to follow advice, hyperlinks to reliable sources and the most up-to-date information.

SHOP NOW 

Helping Them Revise

*Interested in a particular topic?
Click on the heading to go straight there.*

Supporting key revision skills – how to help your teen strengthen listening, memory, reading and summarising at home

Making the most of digital tools – and avoiding the distractions that come with them

There's no one-size-fits-all – helping your teen find the methods that work best for them

Being involved without taking over – small actions that make a big difference

I was really struggling to get started until I found a revision method that actually worked for me.



Help your child develop the skills they will need to do well in exams

Skills to Revise Well

The skills your teen needs to develop so they can revise effectively and do well in exams and coursework are the same skills they will need to do well in the future - whether that's going on to further education or entering the world of work. These skills include:

Remembering

This may seem an unnecessary skill now that we can look anything up online, but your child will need to be able to remember facts during examinations. There are lots of techniques they can use to help them remember things including:

- Summaries of information;
- “Key points” cards or flash cards with more detailed explanations on the other side (great for you to use with them when testing their knowledge);
- Mnemonics (a pattern, such as song, rhyme, acronym, phrase, or sentence to recall something more complicated);
- Memory maps (this involves taking a familiar place or journey and imagining the things to remember in strange situations on that route).

Listening

In the words of Larry King, the US television host: “Nothing I say this day will teach me anything. So if I’m going to learn, I must do it by listening”. This is a fantastic philosophy for a chat show host, but it’s a worthwhile philosophy for everyone: we can only learn by hearing or reading something new; what we have in our heads we already know.

Many people listen to the beginning of a conversation (or explanation) and then stop listening while they try to think of what they will say next or what that first point means. Consequently, they will have missed much of what the other person said afterwards, and this results in poor communication, lack of understanding and sometimes following up with the wrong action.

Encourage your child to listen actively – can they recall information after they’ve heard it? Can they summarize important points made? Are they able to take notes whilst listening? Can they do this when they’re listening to a video as well as when someone is actually in the room talking? An easy way to test this is to chat about something you’ve watched together – have they taken in everything they’ve seen, or is their recollection selective?



READING

Your child won't need to remember everything they read word for word but, as with listening, they need to be able to read information, understand what's being communicated, summarize key points and know where to go back to review detail. Skimming an article first, asking what it's about then reading thoroughly with a view to answering those questions can be a helpful way to take in information. As with all skills, the more they read, the easier it will be, which will give them more brain power to focus on content rather than the act of reading.



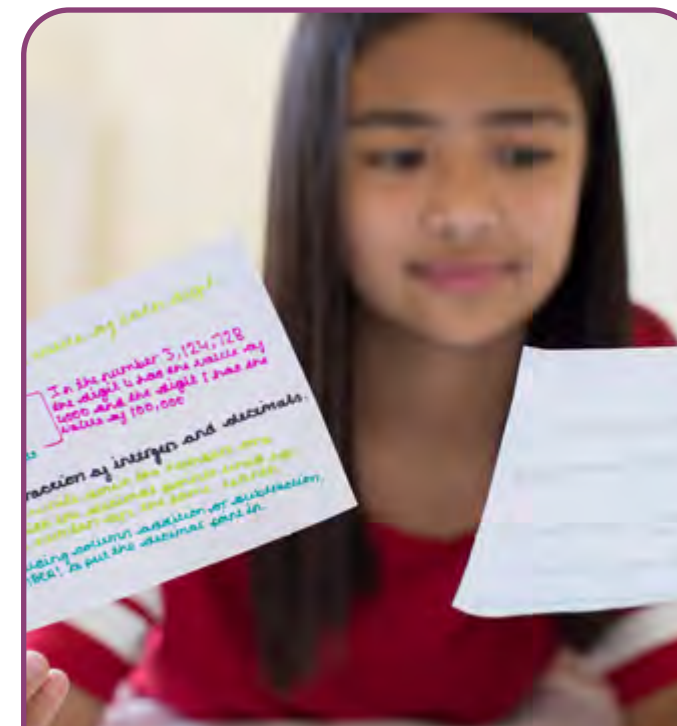
RESEARCHING

Critical if they go on to further education and certainly used in many different jobs, they need to be able to find out stuff for themselves. The internet has made that much easier than it was when we were young, but they should use a variety of sources to gather information, not just a Google search. They will need to discern what is factual (proven) and what is not (suggested). Quoting the sources they've used is a good habit to form.



WRITING

It's still important that they can express themselves in written form (which is less likely to be handwritten and more likely to be typed). Employers appreciate clear, concise, simple written text. It's good to hone this writing style from an early age – it will help them be clearer about the answers they are trying to communicate to teachers, it will improve their English and it will also help in job / further education applications.



SUMMARIZING

If they learn to summarize well, this skill will serve them both in studies and work in the years ahead. They should practise communicating lengthy, complicated information into a straightforward, short format. This will help them with their own studies, it proves they understand the longer piece and can take out the most important facts contained within it. They should practise this across all their subjects. Read some of their summaries to see if it encapsulates the original text well.

Planning

Sit with your child and help them **work out a revision timetable, planning months ahead of exam time - not just weeks before!** Smaller, regular revisions sessions are **usually much more productive than cramming (or leaving everything until the last minute, which increases stress) so starting revision well in advance is a good strategy.**

If your child is well organised and wants to create their own timetable without your help, fantastic! If possible, get them to share it with you and talk through why they've structured it the way they have so you can help tweak it early on if you spot areas that could be improved.

Goal setting

As well as long term goals (i.e. passing the exams), help them break down their different revision goals, so they will get a sense of achievement after every revision session. For example, rather than "read the whole book" break this down to chapter level.

- [Download our revision template](#)

Feeling that they have done what they set out to do will positively reinforce and encourage them to start their next revision session feeling capable rather than over-whelmed. Every revision session should have at least one goal they can achieve during that session.

Keep subject focus

Try to stick to just one or two subjects on weeknights to help them stay focused and block the sessions into chunks with short breaks in between. For example, rather than suggest revision from 7 pm until 9 pm, have revision in 25 minute stretches with five minute breaks in between. This doesn't mean they can't spend 50 minutes on one subject, it just allows them to rest their eyes and change thinking patterns by taking a break in between.


Where possible, maximise opportunities to study during the day (i.e. at the times to when examinations will take place) as recollection can be better at a similar time of day as when the original memory was created. Make sure their revision timetable includes weekends as well as weekday evenings.

Factor in relaxation time

You can also make sure they are taking longer breaks by including activities that are not related to revision so that they can still enjoy time with friends and family and their hobbies. Even in the lead up to exam time, taking time out is crucial. It's important that as well as outlining when they will be revising, they can also see that they have dedicated time for fun things too.

Be strict yet flexible

Part of the value in creating a revision timetable is to ensure all topics are covered in the lead up to exams, rather than your child getting side-tracked by one subject they either find very difficult or prefer doing. Sticking to the timetable is important and promotes self-discipline. However, sometimes things take longer than expected, so don't get cross if your child deviates from the plan. A good idea is to factor in some unassigned revision time to make flexibility easier.



Revision timetable

	Monday	Tuesday	Wednesday	Thursday	Friday	Saturday	Sunday	
8am	Economics Revise unit 1 key words	Geography Make note on case studies	Business exam paper 1 – timed conditions (2hr)	Family breakfast	Time off	Economics Practice Section A Qs		
9am	Geography Revise rivers	Guitar lesson			Economics Make notes on unit 2	Guitar lesson		
10am	Geography Essay question on rivers			Business revision day with friends	Economics Make flash cards			
11am	Economics Revise unit 1 diagrams	Geography Make notes on case studies	Time off	Business revision day with friends	Geography Revise paper 1 notes	Business Revise product life cycle		
LUNCH	LUNCH	LUNCH	LUNCH		LUNCH	LUNCH		
2pm	Business Revise product life cycle	Economics Revise globalization	Netball club and swim lesson			Geography exam paper 1 – timed conditions (90mins)		Business Revise product life cycle
3pm	Business Revise break even graph	Economics Revise free trade				Economics / Business		
4pm	Economics / Business	Business Revise business law				Dinner and cinema		Evening off
5pm	Gym	Time off		Gym				
6pm	Time off	Time off	Time off					
Evening	Geography Look through unit 1 notes	Economics Look over formulas		Geography Look through unit 1 notes				



Working Online

Much teenage leisure time involves being online. As a parent, that's sometimes difficult to understand, as we didn't have any of the online diversions available today – no social media, no YouTube, no online games or TV channels and no Tik Tok. However, your teen might struggle to differentiate between work and play, particularly with lessons being online. Help them spot the difference.

Focus

When they are doing school work they should be doing school work and when they are having fun they should be having fun. That's easier said than done. Our web browsers are designed to distract us and hold our attention. If your child has a research project and they start moving around the web, they may find some ads irresistible, click through and unintentionally find themselves for the next few minutes (hours!) completely distracted from school work.

The answer to this is self-discipline. If they find themselves distracted

during work time, they need to go back to their school work. If they don't, it could seem as if they've been working on a school project for hours, when in fact the project has merely been open and they've been browsing elsewhere; however, it feels like they've been working on it for hours. Help them have clear distinction between study time and play time.

Minimize other distractions by turning mobile phones to silent when they should be studying. At this age, they should take responsibility themselves for sensible phone use, but a little encouragement from you might help them stay on track.

Non-screen time

Teenagers love being online and we encourage you to allow them to enjoy some leisure time online as well as some study time. However, it is vital for good health that your child spends some time away from the screen each day. Insist your child takes their daily outdoor exercise allowance to burn off some energy, get moving and rest their eyes from the screen.

Different Ways to Revise

There are lots of different ways to study and revise and it may be the case that your child finds some ways easier than others. They can experiment and see if there's a particular style that helps keep them

interested and take in information more effectively. Don't worry if they don't have a preference; every child learns differently and what works for one child may not work at all for another.

VISUAL


- ▶ If they love colour, pictures and imagery, they might like to:
- ▶ make their notes colourful, with different colour pens, paper, highlighters and post-its;
- ▶ use images and pictures instead of words;
- ▶ use symbols to represent key messages;
- ▶ use maps and charts where possible;
- ▶ adapt text to flow charts;
- ▶ express change and ideas in diagrams;
- ▶ use doodles when note taking.



READING/WRITING

If they love reading and journalling, they might prefer to:

- ▶ Take notes (during lessons and study);
- ▶ Re-write notes in different styles;
- ▶ Do lots of practice papers;
- ▶ Use post-it notes to emphasize key points;
- ▶ Use highlighters to make important items stand out;
- ▶ Read books, online articles, magazines and their own notes.



LISTENING

If reading and writing doesn't come naturally, they might enjoy speaking and listening, for example:

- ▶ listening to podcasts and audio books where the information they should learn is spoken aloud;
- ▶ joining study groups so they can listen and talk over ideas with others;
- ▶ listen to speakers/teachers/lecturers whether in live sessions or online;
- ▶ engaging with you by talking, discussing and explaining what they know;
- ▶ using sound and music to help them learn;
- ▶ teaching (or pretending to teach) others to demonstrate knowledge;
- ▶ speaking answers to past papers aloud.



BEING ACTIVE

Study doesn't always have to mean sitting down and being quiet. If your child loves being active, perhaps they can:

- ▶ do the activity themselves (cooking, carpentry, design);
- ▶ use real life examples to help them understand theoretical concepts;
- ▶ take more frequent breaks so they can get up and move about between desk time;
- ▶ use drawings to help memorize ideas & themes;
- ▶ study in groups and act out the material;
- ▶ make study sheets and flash cards to help memorize information;
- ▶ watch videos of people doing the activity.



Ways You Can Help

PRACTISE


If you have the time and it's something they'd find helpful, give them the chance to recite, repeat and practise what they've learnt with you. You don't need to know the answers, the opportunity to say out loud what's in their mind can help clarify whether they have grasped the concepts or whether they are still hazy.

Other ways you might be able to help is using quizzes, mind maps, white boards, multiple choice or sound bites to see what they've learned.



HOST A REVISION DAY

Revising together can also help, so encourage them to revise with friends if it's something they enjoy. This gives them a chance to test one another, swap revision notes and revise in different atmospheres. But don't compare! Everyone is different, so whilst it's fine to hear how other children are revising (either directly from them or via their parents) it doesn't mean they are doing better or worse than your child.



TIMED EXAMS/QUESTIONS

Closer to the exams your child will be completing a number of past exam questions. Help them prepare by creating an environment that resembles the conditions they are likely to experience in the exam hall - minimise external sounds, setup a clear desk and if you can, locate a single clock to encourage your child to time manage under test conditions. Once the allocated time has come to an end, get your child to stop writing as they may be tempted to continue. If they did not finish get them to reflect on the reasons why. Do they need to do more revision, improve their time management or work on their exam technique?



ACT AS THE STUDENT

Studies have shown that one of the best ways to revise is by teaching others. Take on the role of student and ask your child to speak through their subject knowledge by teaching you a topic from one of their subjects. Listen carefully and don't be afraid to ask them questions if you don't fully understand what they're saying.





More Ways You Can Help

Memory

Research indicates we retain different amounts of information depending on how we receive it. Most people only remember 10% of what they have read for the first time, whereas they will remember 30% if they have watched a demonstration.

It's a good idea for your child to use lots of different ways of reviewing the same information which will help them remember more over longer periods of time.

Motivating them to revise

Don't be tempted to use bribery (such as financial incentives or exemption from chores) to get them to revise. They are doing this for them, not you! However, encourage them to be motivated by helping them visualise how their revision and examinations are connected to their goals and ambitions and rewarding them when they work hard with treats such as making their favourite dinner or watching a film together.

Prepare yourself

If your child's forgetful in giving you their examination timetable, arrange to get one for yourself from their school or college: that way there are no nasty surprises! Put their exams and important dates in your own calendar or diary so that you don't forget what's coming up.

Don't make arrangements for big days out or several days away from home during intense revision time (i.e. just before exams). It can be both distracting and unsettling to have a packed agenda when their focus should be on revision. This does not include shorter family outings (for a couple of hours or half a day) to make sure they take rest time.

Years 12 & 13

Make sure you're familiar with the rhythm of years 12 & 13 (especially Year 13 when they'll be sitting their finals) so you are aware of challenging periods. That way you can avoid making arrangements that might put too many demands on their time.

Preparing For Examinations

*Interested in a particular topic?
Click on the heading to go straight there.*

*What to expect in the run-up to GCSEs – and when
key decisions and assessments take place*

*Helping your teen stay calm, organised and ready –
from the moment they wake up to walking into the
exam*

*Why having a clear schedule matters – and how to
use it to plan revision and reduce stress*

*Practical ways to stay involved, offer encouragement
and make home a positive place during exam time*

*Laying everything out the night
before helped me stay calm in the
morning.*



Key Milestones

SEPTEMBER 2025

UCAS references

As University applications are being prepared, subject teachers are beginning to write your child's references (including their predicted grades). A good work ethic and early revision is a positive approach.

Back to school

Your child may or may not have exams as they begin their Yr 13 journey; however it is essential that they start the year as they mean to go on. Help them prepare a clear space for study.

OCTOBER

DECEMBER

Christmas holidays

Most schools will schedule mock examinations either just before or just after the Christmas holidays. Encourage your child to approach the holiday period maturely with a healthy balance between revision and socialising.

JANUARY 2026

Mock examinations

Try to approach these with an attitude similar to those of the official exams. Mimicking exam conditions will help reduce nerves when the final exams begin.

Easter holidays

The emphasis here is independent learning. Schools are closed for 2-3 weeks and your child will have a significant period of time to revise and study. If your child hasn't created a revision timetable yet, now is the time. This will help focus and structure their revision efforts.

APRIL

MAY

May half-term / examinations

Your child may or may not have completed some of their exams already. May half-term is a crucial time for consolidation and reflecting on their past exam performance.

Examinations

This should not be a time for cramming.

JUNE



Preparing For Exams

Feeling in control will be very important to their mindset when entering an exam. Being late, rushed and forgetting things has the opposite effect. Yes, they are almost adults, but exam time is stressful and a little pampering might help. Spend time with them the evening before the exam going through all the things they will need and making sure they have packed them in their bag (pens, pencils, ruler paper, dictionary, calculator etc).

Help them prepare

Have all the clothes they plan to wear ready (so there is no last minute searching!) and help them consider what they need. It may be summertime and very warm outside, but if there is air-conditioning in the examination centre, they'll want something warm to slip over summer shirts and blouses.

Prepare lunch, snacks and a clear water bottle for them to take with them – as well as making sure they have set their alarm leaving enough time for them to have a healthy breakfast and wake up fully before heading to the exam.

Eating

Ideally your child should eat a healthy breakfast ahead of morning exams. If they are not keen on eating first thing in the morning, then make something that they can take with them and eat once they've arrived at school – ensuring they have left enough time to eat it before the exam starts! Entering a long exam on an empty stomach won't help them perform well.

Don't let them have too many stimulants before an exam. They might be tempted to fuel themselves with sugar, caffeine or taurine, whilst this could produce a temporary high it's possible they might be too hyped to focus calmly at the beginning of the exam, and then find their energy levels dipping significantly half way through, making them sleepy. It's fine for them to have a coffee if that's what they usually do – but not if they don't.

If they are doing two exams in one day, they'll need something to revitalise them at lunchtime and a water bottle they can refill to ensure they're drinking enough. If mints and gum are permitted in the examination centre, it might help concentration.

Drinking

It's great for them to be fully hydrated before an exam, but if they have too many fluids they may frequently need the bathroom, so strike a balance!

Getting there

Whether they are travelling alone or you're taking them, allow plenty of time in case there are delays on the way.

Don't assume that the journey will be traffic or accident free, even if it's a route you take on a regular basis, allow extra time. Your child will want to familiarise themselves with their surroundings, may wish to use the rest room, perhaps have a snack before the exam (food is not usually allowed in examination centres). Once an exam has started, most centres won't allow late entrants because it unfairly disturbs other students and, no matter how earnest, exceptions will not be made.



Checklist:

Avoid any last-minute stress on the morning of the exam by preparing the night before.

- ✓ Double-check the date, time and location of their exam
- ✓ Have they prepared the equipment they will need for their exam, such as a calculator, dictionary, protractor. These should be kept in a clear case
- ✓ They will need a watch (no smart watches) to help them keep to time during the exam
- ✓ Are their clothes ready to avoid any morning rush?
- ✓ Is your house is fully stocked for a healthy breakfast?
- ✓ Have they packed a clear water bottle? Hydration is important!
- ✓ Encourage them to have an early night. It's OK for them to do some light revision the night before, but they should not be cramming late into the night

Join Our Parent Club!



Everything you need to support your teen

- ▶ Actions you can take at home
- ▶ Advice designed to fit to the school year
- ▶ Focus on next steps, study and wellbeing
- ▶ Regular live video chats

JOIN TODAY - £4.99

Read Our Parent Guides

Wellbeing:



CLICK ON A GUIDE
TO VISIT OUR
WEBSITE



Exams and Life Skills:



*Each guide is
designed with YOU
in mind, offering
clear, practical steps
you can take at
home.*

Next steps:





Exam Timetable

In the lead up to examinations, it's worth encouraging your teen to create a timetable specifically for the examination weeks. They should have two, a revision timetable that includes what they plan to revise around the exams (and over the weekends) and another which details the examinations only. The latter will ensure you both know:

- what's happening;
- when it's happening; and
- where it's happening (include room numbers as well as places).

It's probably a good idea to keep a copy of the 'exam only' timetable on the fridge so all the family knows what's happening.

Some days or weeks may be more stressful than others – especially if there's more than one exam to take on one day.

Exam timetables should include:

- What day it takes place;
- Which subject the examination is in;
- Which part of the course it covers;
- How long the examination will last;
- What time it starts;
- Where it will take place (which room or hall in school);
- What equipment they should take.



Supporting Your Teen

Be positive

Be positive and reassure them about what they have achieved to help boost their confidence before going into an exam. Don't add to their stress by telling them they haven't done enough (even if that's what you think!) and remind them that failing the exam is not the end of the world. They can always retake it or choose to do something else.

Be interested

Give your child an opportunity to chat with you after each exam to talk through how they felt it went, if that's what they want to do. Focus on the positives where you can – rather than the areas they struggled with. Remember, once an exam is over they can't change their answers, so focus on what's coming up and can be positively influenced.

General health

Getting enough sleep, eating well, drinking plenty of water, being active, taking time out are all essential for performing well during exams, so pay special attention to these areas and try to help your child do as many of the right things as possible.

Cramming

The night before or morning of the exam is not the right time to start trying to learn new information, so as far as you can, help them to avoid this type of panicked learning. It's fine for them to go over notes they've already made and reviewed several times already but it's better to avoid trying to learn something new.

Household chores

Give your children a break from household chores during exam time. They are under enough pressure, so let them off the extra work until exams are over.

Talk about exam nerves

Exams make some people more nervous than others. If they are nervous, reassure them that it's completely natural to feel anxious about taking exams and give them space to explain to you how they are feeling and whether the nerves are manifesting in physical or mental symptoms. Don't make them feel anxious about feeling anxious!

If you are concerned about their levels of anxiety, see more detail in the next section: Managing Exam Nerves.

Managing Exam Nerves

*Interested in a particular topic?
Click on the heading to go straight there.*

*How to spot when stress is building – and when it
might be affecting your teen's wellbeing*

*Simple strategies at home to help your teen feel
calmer, more focused and in control*

*Helping your child bounce back from setbacks – and
develop healthy ways to cope with pressure*

*Knowing when your teen might need extra help – and
where to turn if things feel too much*

*I didn't realise how anxious I was
getting until I started talking about
it. That made all the difference.*

Managing Exam Nerves

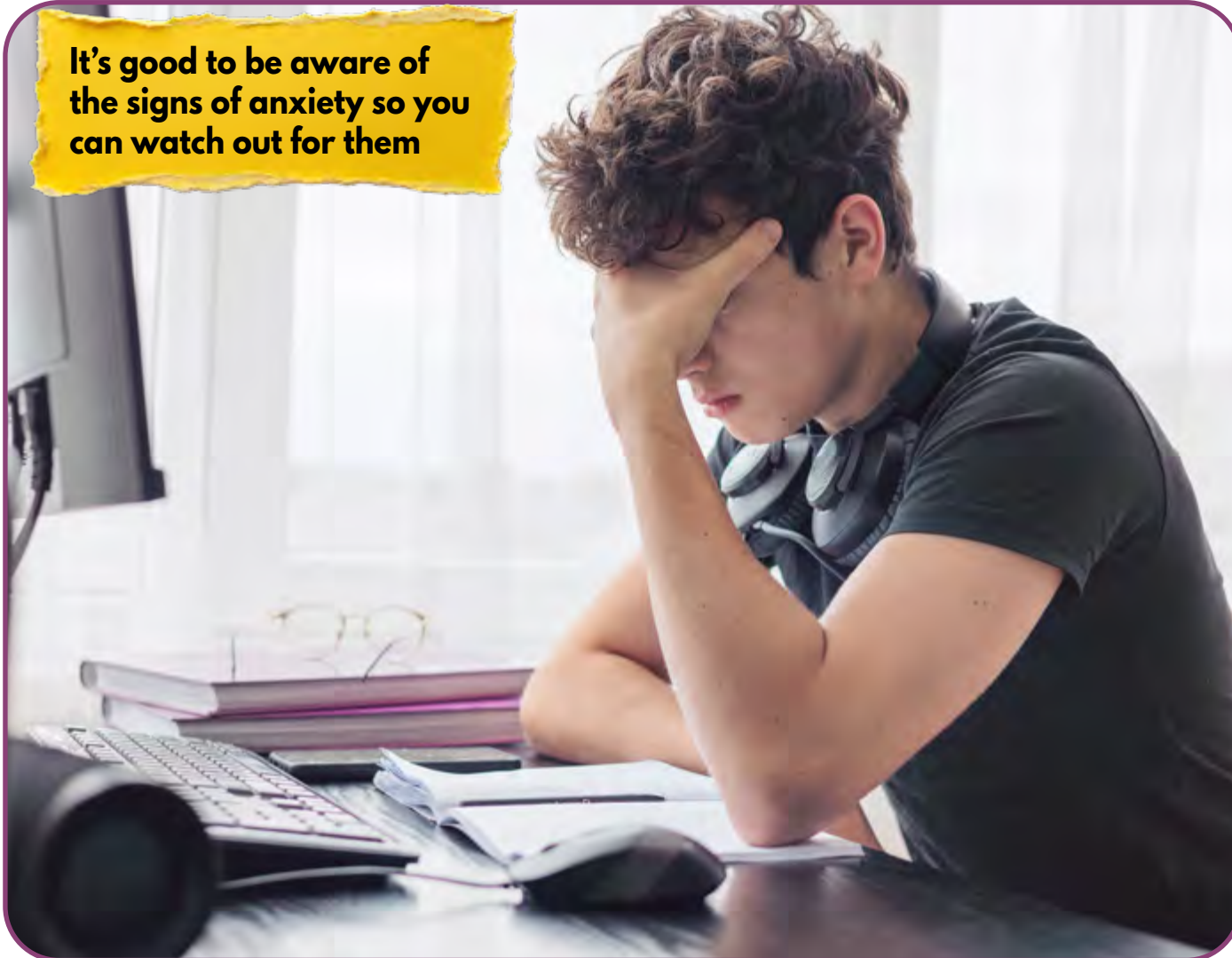
It's perfectly natural for your child to be worried about taking exams and how they will perform – you might even be a little worried too! In small doses, anxiety can be a good thing: helping your child to focus, get motivated to study and even recall answers they were unaware they'd learnt.

Prolonged periods or bouts of intense anxiety may have a negative

impact, but there are lots of ways you can help them manage this anxiety and use routines to help keep them calm. If you haven't introduced them to some of these techniques already, we've included some suggestions.

However, in some cases there can be times when anxiety reaches exceptional levels and professional support is required. How can you tell the difference?

It's good to be aware of the signs of anxiety so you can watch out for them



Signs of anxiety and stress

It's good to be aware of the signs of anxiety and stress so you can watch out for them. A change in behaviour for a day or two might be nothing to worry about, but if you notice a regular change, then it's usually a sign that something is wrong. Some of the more common signs of anxiety include:

- ▶ Losing interest in things they've previously enjoyed;
- ▶ Behaving in the opposite way to usual – quiet children can become very chatty, chatty children can get withdrawn;
- ▶ Being grumpy and irritable;
- ▶ Lots of headaches and digestive problems (stomach aches, diarrhoea, constipation, vomiting etc);
- ▶ Worrying all the time, this can show itself in only picturing negative outcomes (what if I fail, I'm going to fail, I can't do this);

- ▶ Talking over and over the same concern and being unable to either stop thinking about it or to find relief;
- ▶ Physical symptoms (sweaty palms, shaking, fast heartbeat, aching muscles);
- ▶ Restlessness and being unable to stay still;
- ▶ Inability to concentrate (such as taking in what's happening in a TV programme);
- ▶ Panic attacks;
- ▶ Not sleeping.

Remember to keep perspective. If they have had several late nights, they are likely to be tired and this increases irritability. If they've been exercising, they might have aching muscles. If they've just run to meet you, they'll have a fast heart rate. Individual or a short-term combination of the above symptoms are normal.

Distraction Techniques

If you notice your child is suffering, it's time to help them. That doesn't always mean you stepping in (that could add to the anxiety) although it's good to let them know you've noticed something's wrong and give them a chance to talk to you if they want to.

Avoid broaching the subject in front of others, this could make them feel embarrassed or inadequate and make them feel worse (they might think they are doing a job good of hiding it). Don't forget, the aim isn't to eliminate anxiety but to teach them how to manage it.

There are two ways to help: distracting them from the immediate problem or teaching them techniques to cope better with stress.

Let's start with distraction. Encourage them to take part in an activity that will stop them thinking about whatever is making them anxious. Giving the brain some time out from worrying can help obtain a better perspective later.

It doesn't matter what activity - dancing, football, swimming, walking - so long as it's something they enjoy, gets their endorphins flowing and requires focus so the mind is concentrating on something different.

Team games are great, as connectivity and communications with others is restorative.

Music has a powerful effect on mood and memory - it can instantly lift spirits or provide a moment of calm. Encourage your teen to listen to songs that bring back positive feelings or help them relax. For managing anxiety, calming or instrumental music often works better than fast-paced or highly energising tracks, especially during revision or just before bed.

It may not be to you! A sibling, grandparent, family friend or friend at school or perhaps a charity chatline. Expressing worries out loud can sometimes make them feel less significant than when they're playing on loop in the mind. Talking aloud also encourages finding their own solutions - prompts such as 'what would need to happen to make you feel better', can help them reframe to seeking solutions rather than dwelling on troubles.

Laughter is a natural stress-reliever. It releases feel-good hormones, helps ease tension and can shift your teen's mood in just a few minutes. Encourage them to take short breaks to watch an episode of a favourite comedy, some light-hearted YouTube clips, or anything that makes them genuinely laugh out loud. These small moments of joy can make a big difference to their overall wellbeing during revision and exam time.

Bright lights, loud music, caffeine, sugar, alcohol, and general over-stimulation—such as playing fast-paced computer games or watching action-packed films—can all increase the production of adrenaline. This hormone puts the body into a more alert and reactive state, making it harder for your teen to wind down.

These types of stimulation can also elevate heart rate and make anxious thoughts more intense, especially if your teen is already feeling stressed or worried. That's why it's best to avoid them in the hour or two before bed, to allow the body and mind to settle into a calmer rhythm.

Creating a peaceful environment makes a real difference. Lowering lighting levels is a good place to start. Switching off harsh ceiling lights and using dimmable bulbs or small bedside lamps can help the brain associate the environment with rest rather than stimulation.

Proven Ways to Reduce Stress

The second way to help is to provide an opportunity for them to learn some proven techniques which help reduce anxiety.

It's a really good idea for your child to practise some of these methods when they're not anxious, so they can familiarise themselves with the approaches and get comfortable with the experience and how it makes them feel. Then, should anxiety strike, it's something they're relaxed about doing. Regularly practising relaxation techniques helps keep anxiety at bay too. Some good choices are:

Discover more

- [Headspace](#)
- [Yoga for stress](#)
- [Engaging the senses](#)

Meditation transports the mind to a completely different place and experience. There are many different types of meditation including auditory (describing experiences) and visual (looking at something).

Breathing, yoga and meditation can be done in short or long bursts and alone or in groups, which makes them ideal to put into practise when on the go or needing a ready tool when nerves strike.

Practising yoga regularly has been shown to improve heart rate, flexibility and physical strength. It also supports mental wellbeing – the focus required to hold each position helps quiet the mind and redirect anxious thoughts. Even short sessions can be a great way for your teen to reset and feel more balanced.

Breathing is a simple but powerful tool for managing stress. Slow, deep breaths can quickly calm the body and reduce the physical symptoms of anxiety. Teaching your teen how to breathe deeply – especially during moments of pressure – can stop stress from spiralling. Techniques like meditation, visualisation and yoga all promote healthy breathing habits and can be great tools to explore together.

Apps like Headspace can be downloaded onto your teen's phone, giving them easy access to guided breathing, meditation or calming exercises whenever they need it. Having this kind of support in their pocket means they can manage stress independently – whether they're at home, in school or on the go.

For centuries we've used herbs and smells to invoke different atmospheres. Essential oils can be burnt in diffusers, added to baths, placed on candles, mixed with water as a spritz or poured on a tissue (great for on the go and to pop in a pocket) and are inexpensive to buy.

Some useful staples are:

- ▶ lemon (promotes concentration and calming)
- ▶ lavender (reduces stress and can help sleep)
- ▶ jasmine (uplifting and calming)
- ▶ peppermint (invigorating so helps to clear the mind)
- ▶ rosemary (acts as a pick-me-up)

Herbal teas are a great caffeine free hot drink and, as well as benefiting from the smell, the herbs work within the system too. Try camomile, peppermint, lavender or lemon balm.

Building Mental Resilience (MIND)

The best way to reduce stress is to create a life filled with habits that are known as effective stress busters. This builds mental resilience, meaning it's easier to bounce back from set-backs. Here's our fourteen favourite ideas to share with your teen, six focusing on the mind and seven on the body.

Not as simple as it sounds but unbelievably effective and does work with training. Every time your mind wanders to what's bothering you, or if you keep replaying the same scenario over and over, make yourself think of something else. This is even more powerful if you think about something you like or an experience you enjoy.

We can't change the past and we don't know what's going to happen in the future, so it's a surprise that lots of us spend most of our lives thinking about what's already happened or worrying about what might happen. Give yourself a break! Focus exclusively on what's happening right now.

Take a break and escape your mind for a couple of hours by watching a film. It's a good one if your energy levels are low.



Strange though it may seem, the mind doesn't often distinguish between what's actually happening and what we're thinking about. So picturing dreams, aspirations, nice things all help to create feelings of positivity. Your mind can take you anywhere, so why not let it take you somewhere nice?

Putting pen to paper (or fingers to the keypad) can help the mind switch off by providing reassurance that the worry won't be forgotten because it's down in black and white. Articulating the issue can also be helpful in gaining perspective on whether this is something that requires a lot of attention or can be put aside.

Our mind makes connections and these become automatic thought patterns over time. If we make associations that are negative, our mind jumps to the negative thoughts automatically whenever it recognizes the trigger. The trick is to create positive associations. This takes time to learn but is very effective. For example, instead of getting angry, frustrated and miserable if we can't do something we want to do, we create a link that takes us to thinking of the other great things to do if we can't act on our initial idea.

Building Mental Resilience (BODY)

Stick to a regular, balanced diet. Avoid bingeing on sugary or salty foods, carbonated drinks or ready meals. Try nuts, fresh fruit, veg and something home-cooked instead. What you put inside you affects how you feel. By all means enjoy a treat – just now and then

There is no substitute for the great outdoors. Nature is calming and soothing. Seeing and feeling the cycles of nature is reassuring and being physical is very good for you.

OK, so maybe this is a bit too British for some of you, but it's the comfort in the routine that makes this so effective. Boiling the kettle, selecting a tea, waiting for it to brew and maybe even enjoying a biscuit alongside creates a routine focusing on something nice and reliable that you can repeat day after day.

Our social networks are critical to wellbeing, especially for teens. Even if it's online, keep up with friends through calls, facetime and messaging – but all the better if you can meet up in person.

In the short term, you might feel great (or better), but these props become less effective with regular use and can be harmful in the long term if you come to rely on them. Learn healthy ways to modify your mood.

We humans are two-thirds water, so drink plenty to keep fluids at the right level, allowing your millions of cells to do their thing at optimum capacity. Watery foods contribute, but most people underestimate their fluid intake, so drinking about 1.5-2 litres of water every day will ensure you get enough.



Sleep is the number one contributor to good health. Without it, we can be tired, irritable, unable to concentrate, lethargic, argumentative, unable to eat – all traits that lead to feeling stressed and potentially creating stressful situations for ourselves through poor decision making and inappropriate reactions. Keep a regular bedtime and wake up routine, dim the lights a couple of hours before bed and switch off devices half-an-hour before trying to sleep to improve your chances of a good night's rest.

Are you able to name something you can do just for yourself that really matters to you? If not, the starting point is to find one! Make sure you do something just for you on a regular basis. It might be an early night, reading in bed, going for a drive, taking 10 minutes quiet time, watching YouTube. Whatever it is, it should make you feel good and should be something you can do for yourself (not something you need someone else to do for you).

Quick-fix Solutions

We're all for nurturing healthy habits long term as the best way to build mental resilience, but there are times when all of us succumb to a moment of stress and what's needed is a quick fix. With that in mind, here's 10 instant ways to reduce stress. They're easy to put into action and most of them can be done anywhere at any time; they will all have a positive impact in minutes.

1. Get laughing!

Laughter literally changes the chemical composition in the body. Put on a favourite comedy show, sit back and watch. Great if both concentration and energy levels are low, as it requires minimum effort. Half an hour is ideal, but there are lots of short clips on You Tube and a burst of laughter will reduce stress instantly. Unbelievably, faking a smile will have a similar effect, so if your teen's somewhere they can't get a comedy boost, pretending to smile will quickly result in them feeling more relaxed.

2. Take a brisk walk outdoors

Being physical is fantastic for both physical and mental health. This needn't be a great long trek – just ten minutes of brisk walking can get the circulation flowing, activate muscles, clear the head and stimulate the mind with more positive thoughts.

3. Breathe

Stress can cause unhealthy breathing, so teach your teen some breathing techniques to help them instantly restore balance, reduce their heart rate and feel calmer. Simply breathing in through the nose for five seconds and then out through the mouth for five seconds can help – repeat this for two or three minutes.



4. Look at something inspiring

Whether it's a photo, picture, painting, fabric, building or statue, looking at inspiring things will give you a lift. Encourage your teen to keep photos of anything that sparks joy in them on their phones so it's easy to look at; each time they do, they'll get a boost of feel-good hormones.

5. Read (or listen to) a book

One of the great things about reading a book is that it's a creative process. Unlike a film where you're presented with images and just need to watch, as you read a book the writer is inviting you to picture the situation in a way that resonates with you. It's a terrific way to step into another world and place – even if only for a few minutes at a time.



6. Do something for someone else

Good deeds create virtuous circles. They're not only helpful to the recipient, the giver gets a feel good boost from helping someone else. Win-win all round. It's one of the reasons volunteering is a great idea. Doing the occasional thing for our friends, family and neighbours can create the same effect.

7. Take a bath

Another easy one when energy levels are low. For best effect, add some essential oils, bubble bath or anything that creates a smell that makes them feel nurtured (good examples are lavender, vanilla, chamomile or cinnamon). Lay back, relax in the warm water and stress will wash away. Great to try ahead of bedtime, to help promote a restful night's sleep.

8. Stretch

Stress tends to make us tense up, contracting muscles, folding inwards on ourselves, compressing the lungs and body. Make a conscious effort to combat stress by stretching one body area at a time (such as arms, legs, neck, feet, hands), pulling shoulders back to expand the lungs, and loosening the tension that's built up.

9. Play some music

There is no quicker and easier way to completely change your mood than listening to a piece of music. Make sure your teen's playing a feel-good vibe if they need uplifting, or a calming tempo if they're trying to relax.

10. Snuggle up with your pet

Having a cuddle with our furry friends can be very soothing and help relieve anxiety.





When to Get Support

Don't be tough on yourself and expect to have all the solutions for your child's needs. It's absolutely fine to call on professionals to help you help them. Professional support includes more than counsellors and psychiatrists (although both these approaches can be helpful). There's a range of professional options available including:

1. Teachers at school – both in an academic capacity to help understand subjects better, as tutors to help create better ways of working outside school and pastoral experts who can help with emotional issues;
2. Some schools have an independent counsellor available with whom your children can talk in confidence (i.e. they will not relay the information to the school);

3. Peer support networks – these can be very helpful as speaking to someone of a similar age can sometimes feel easier than speaking to an adult, or speaking to someone just slightly older, who has more recently been through a similar experience can be very reassuring;
4. Charities – most now offer both online and telephone support. This anonymity (i.e. not being face-to-face) can make talking over problems and worries easier.

Too much anxiety

If your child is showing several signs of anxiety on a regular basis (several days each week) over a prolonged period of time (several weeks) then do seek help from external support services and a good place to start might be visiting your GP.

AnxietyUK





Reassure Without Pressure

A common reason for children being anxious is the expectation their parents have and the worry that they cannot live up to that and will let everyone down. You may unwittingly be putting pressure on your child by being positive about how well they will do. You may think you're being reassuring by saying, "of course you're going to pass every exam" and expressing your faith in them; they may misinterpret what you mean and take it that if they don't pass every exam you'll be disappointed and think less of them.

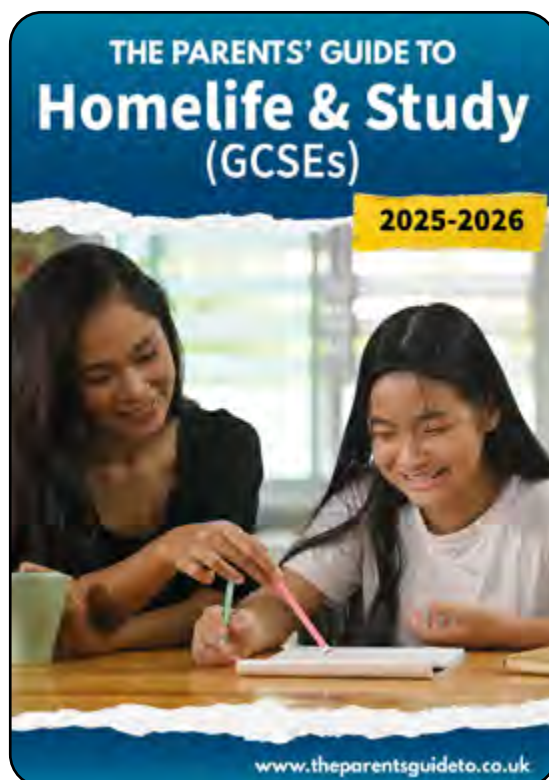

That's why it's a good idea to focus on effort rather than outcomes: "I'm really impressed that you finished your revision this afternoon" gives positive reinforcement for something

good that's been accomplished, rather than "Well done, all that revision's really going to help you pass your exams" which sets an expectation for a future event yet to be achieved.

There are other options

As an adult with your own life experience, you know that doing well in exams will open doors and provide lots of opportunities to succeed. You're keen to make their life easier. But exams are not for everyone, and if your child doesn't do well in theirs, there are plenty of other options and lots of routes to success. Keep this front of mind so you don't give them the impression the world starts and ends with their exams.

The Parents' Guide to:



Parent Guides:

Our range of interactive guides provide you with easy to follow advice, hyperlinks to reliable sources and the most up-to-date information.

SHOP NOW 



Final Words

Sixteen to eighteen is a very exciting period in your child's development. They are transitioning into adulthood and starting to consolidate their own ways of living and viewing the world. But these are challenging years too, with many demanding physical changes, the prospect of leaving school or college and starting afresh in a new and alien environment (whether further education or work) and the pressure of examinations.

You cannot eliminate all the stress for them but you can certainly contribute to reducing the stress and helping them find the most constructive ways to study and revise well, alongside reinforcing healthy lifestyle habits.

Where two parents or households are involved, consistency is key. Conflicting rules or expectations can be confusing and unhelpful. Wherever possible, agree on boundaries and routines to provide stability.

Whilst it's important to keep the end goal in sight, don't do this at the expense of enjoying the experience of living together. Constant nagging, sending them to their rooms to revise, berating about the importance of exams or not doing enough will make both of you miserable. Be proactive in supporting them and leave space for other experiences for you both to enjoy along the way.

Follow us on



THE PARENTS' GUIDE TO **Homelife & Study** (sixth-form)

2025-2026



www.theparentsguideto.co.uk